

eqWave

SEISMIC WAVEFORM ANALYSIS SOFTWARE

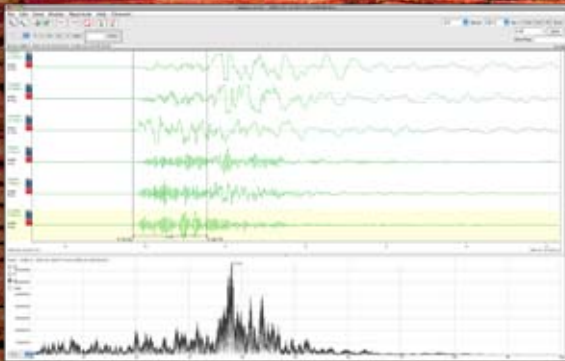
FEATURES

- View time series waveforms
- Merge waveforms from multiple recorders
- View frequency spectra
- Zoom, crop, and non-destructive filters
- Pick wave arrivals
- Estimate magnitude
- View vector sum of triaxial recordings
- Export data to ASCII file

APPLICATIONS

- Earthquake waveform analysis
- Blast record analysis
- Micro-tremor surveys
- Structural response analysis
- Vibration studies

SOFTWARE



seismic solutions

The easiest to use basic waveform analysis package available. Runs on almost any operating system, including Windows, Mac OS X, Unix and Unix derivatives (eg. Linux, Solaris, Ubuntu). Free with every Kelunji seismic recorder purchase, or available for separate purchase.

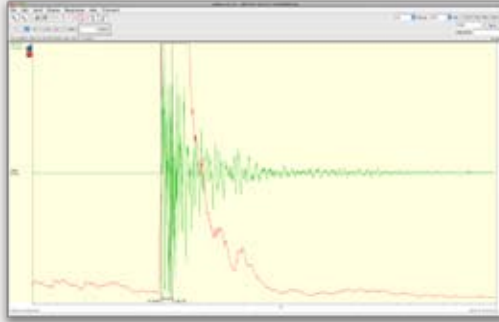


ISO 9001
CERTIFIED

eqWave Software Screenshots

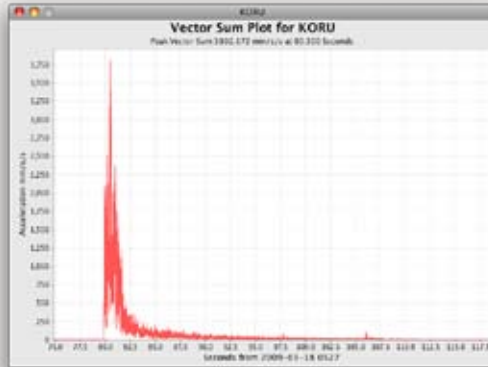
REPLICATION OF STA/LTA RATIOS

For fine tuning recorder triggering



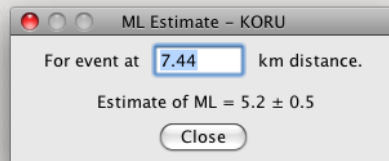
VECTOR SUM PLOTS

To see peak ground motion values



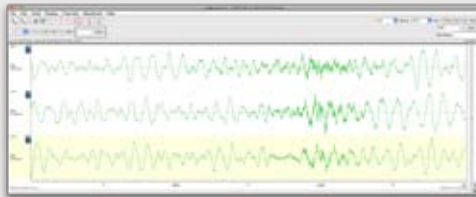
MAGNITUDE ESTIMATION

Using S-P times & peak vertical ground motion values



WAVEFORM FREQUENCY FILTERING

Before (green)



After (blue)

